

Shopify Odoo Connector

By Simplify ERP

Talk to us



odoo

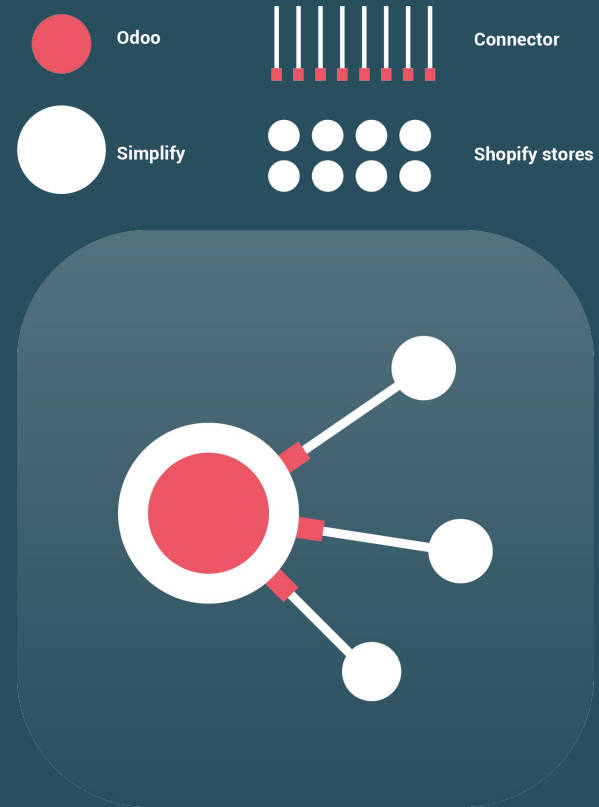


The connector

The implementation of Odoo ERP and the Odoo - Shopify connector helps companies deliver goods to their customers faster, implements inventory control, and increases productivity. It can also facilitate better customer communication through reliable tracking of potential customers, opportunities, and quotes.

The benefit of using the connector can be of high value for your online store and all around for your business. With the connector, you can significantly increase data exchange speed by eliminating the time-consuming manual data entry process, which will improve the rate of information exchange, thus improving customer service efficiency and customer satisfaction.

The connector is simple and easy to use and can be implemented for only one or multiple stores simultaneously and various sales channels, ensuring streamlined business organisation and higher revenue!



The connectors process



API Configuration

01

Copy the API Key and Password from your Shopify Settings

03

Odoo is connected to your Shopify Store



02

Paste the API Key and Password in the connectors field and test the connection

Taxes

01

Create the Taxes in
Shopify

03

Install the Accounting
module in Odoo



02

Export taxes in
Odoo or create
them
directly in Odoo

04

Activate the Taxes

Products

01

Create your products
and collections in
Shopify

03

Manage the products
in Odoo, edit price,
quantity, images



02

Export the
products with the
help of the
connector to Odoo

04

Export the
products back into
Shopify

Customers

01

Customers are created in Shopify when they make an order or subscribe to a newsletter

03

Manage the customers in Odoo and add or remove them from mailing lists for email marketing



02

Export the customers through the Connector into Odoo

04

Export the edited customers back into Shopify

Orders

01

The customer makes an order in Shopify

03

The order is confirmed in Odoo by the Merchant.
The product and an invoice is sent to the customer

02

The order is exported into Odoo

04

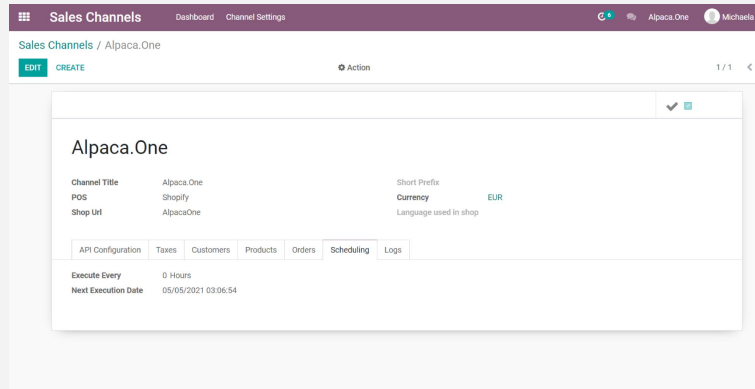
The order is fulfilled, and the information is sent back into Shopify



Scheduling

The benefit of using an ERP system like Odoo can be of high value for your online store and all around for your business. With the connector, you can significantly increase data exchange speed by eliminating the time-consuming manual data entry process, which will improve the rate of information exchange, thus improving customer service efficiency and customer satisfaction.

The connector allows you to update your informations in Odoo and immediately export it to Shopify; this can be done manually or even automatically scheduling it at a specific time.

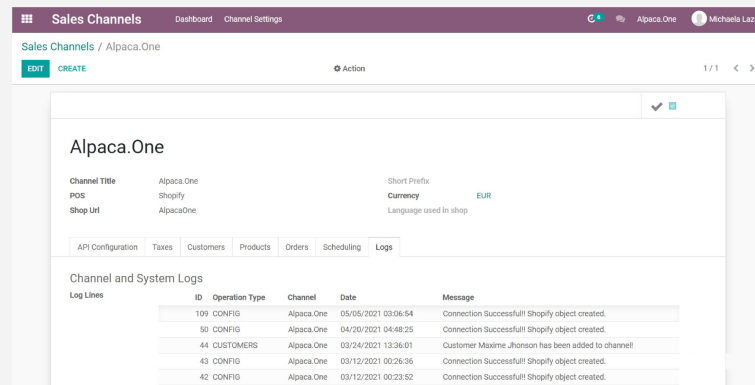


Logs

Frequent monitoring of the logs will result in a faster response time to security incidents and higher effectiveness of security procedures. Log analysis also helps you defend against internal and external threats.

Aside from the security logs, you can also check if a product has been made, if the taxes or shipping provider have been changed or if a new order has arrived from your Shopify store.

You can check the Logs in your connectors settings.



Dropshipping process

The customer makes an order in Shopify




The order is confirmed in Odoo




The data (customer & the order) is exported in Odoo



The order is processed and sent to the Dropshipping partner with an invoice



An invoice is sent to the customer



The order is fulfilled and the product is sent from the dropshipping partner to the customer



An Invoice is sent to the customer





Call us anytime for further consulting



Ashant Chalasni

Senior Consultant

+49 711 7947 2394



Kristijan Nafidov

Customer Advisor

+49 711 4905 0898



Marko Trajkovski

Customer Advisor

+49 711 4905 0894



Connect with us for a free demo

odoo@simplify-erp.com

+49-711-7947-2394

simplify-erp.com

Talk to us

